

**Crocodile
Industries**


BAMBOO ACCESS MATS

COMPOSITE BAMBOO MAT

The original Bamboo mat design, engineered to overcome the natural limitations of timber mats. Three layers of LVB come together to form a mat that is flexible, durable, and built to endure multiple applications in wet and muddy environments.

SIZE 3900 x 2200 x 60mm

WEIGHT Approx. 490kg




BAMBOO HYBRID MAT

An innovative combination of our signature laminated veneer bamboo with a hardwood layer underneath to maintain flexibility and durability while reducing shipping/transport costs.


SIZE 3900 x 2200 x 60mm

WEIGHT Approx. 460kg



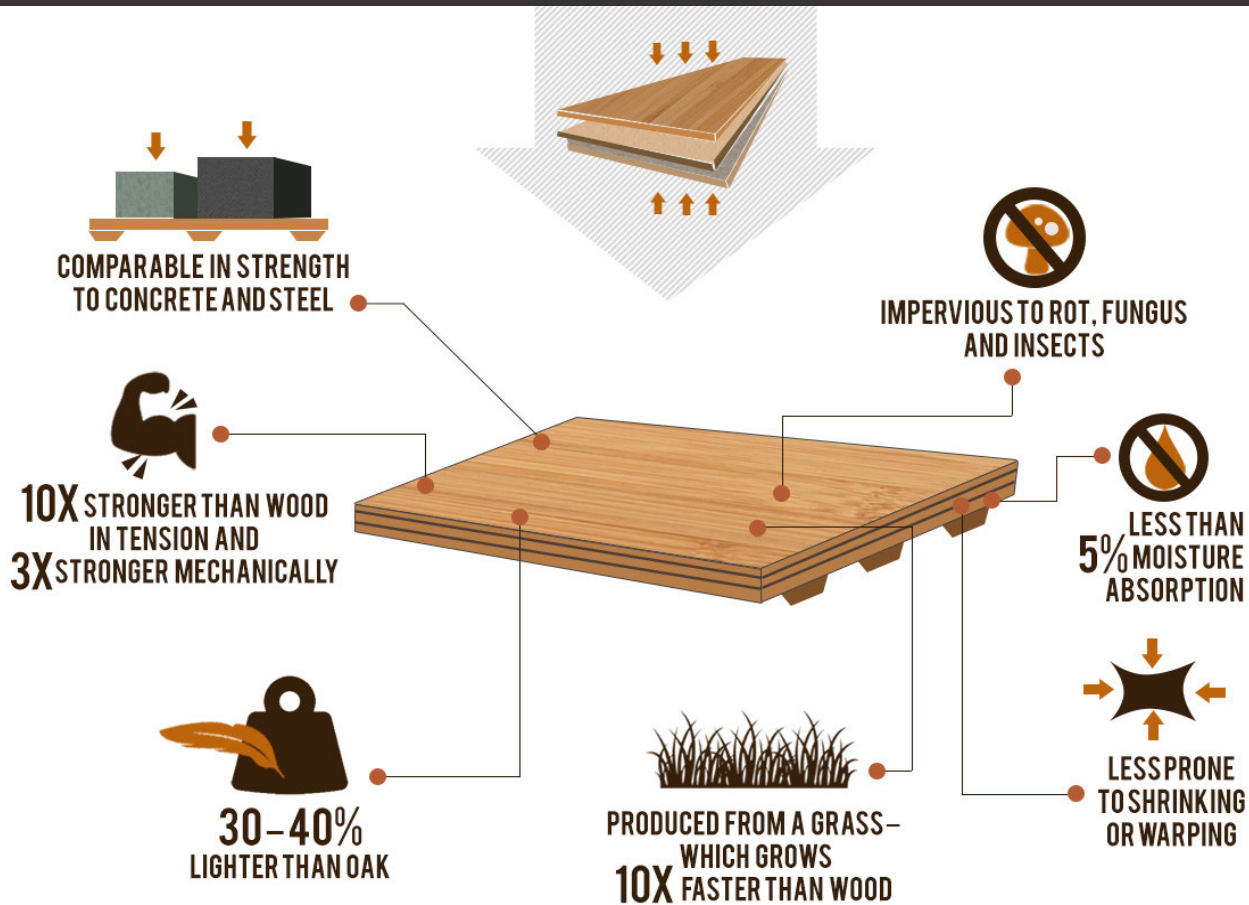
SUSTAINABILITY: WHY WE CHOSE BAMBOO

- Bamboo sequesters 35% more carbon than its tree counter parts.
- Bamboo also produces 30% more oxygen than a like sized timber forest area.
- Bamboo veneer is produced from only mature plants, anywhere from their 3rd to 6th year of life to allow for optimal hardness.



What is LVB?

Laminated Veneer Bamboo is a high-strength engineered product created by bonding together thin bamboo veneers under heat and pressure.



Prior to lamination, the veneers are dried and the grains of each veneer are oriented in the same direction. This makes LVB stronger, straighter and more uniform than solid timber and overcomes some of timber's natural limitation such as strength-reducing knots.

